






Vocabulary List for SHS Orchestra: Level – 3rd year high school

Categories	Words	Definitions
Bow Strokes	Sautille	Very fast bounced bow near the balancing point of the bow
	2 finger pizzicato	Use the pointer and middle finger of right hand back and forth
	Up Bow Spiccato 	Dig in and release on multiple notes in one up bow.
Dynamics	Fortississimo	FFF, as loud as you can play
	Pianississimo	PPP, as soft as you can play
	F-P	First time Forte, second time Piano
	Stringendo	Get louder and faster at the same time.
Tempo Markings	Con Brio	With Vigor
	Agitato	Agitated
	Grazioso	Gracefully
	L'Istesso Tempo	Keep the same speed (when changing sections)
Symbols	Sforzato or Sforzando = sfz	Very strong accent
	Marcato 	Accented and separated
Rhythms	Meter	Another name for time signature
	5/8	5 beats per measure, 8 th note gets the beat, usually 2 + 3 or 3 + 2.
	32 nd notes 	Twice as fast as 16 th notes
	8 th Note Triplets 	Three 8 th notes that fit into the space of a quarter note.
	Quarter Note Triplets 	Three quarter notes that fit into the space of a half note.
Intervals	Chromatic Intervals	Intervals in which the top note is not in the key of the bottom note.
	Chromatic intervals that are usually perfect.	Augmented = Top note is half a step higher than the perfect interval. Ex. – D to G# = A4 Diminished = Top note is half a step lower than the perfect interval. Ex. – D to Gb = d4
	Chromatic intervals that are usually major	Augmented = Top note is half a step higher than the major interval. Ex. – D to FX = A3 (X = ##)

Vocabulary List for SHS Orchestra: Level – 3rd year high school

Categories	Words	Definitions
		Minor = Top note is half a step lower than the major interval. Ex. – D to F = m3 Diminished = Top note is 2 half steps lower than the major interval. Ex. – D to Fb = d3
Conducting	Cut Off	Circle around with both hands
	<i>Cue</i>	Use left hand to point to people while right hand continues the beat.
	Dynamics	Beat large (F) or small (P) Use left hand raising up for crescendo and sinking it down for diminuendo.
Key Signatures	Modes we already use	Ionian = Major scales Aeolian = Natural minor
	Mixolydian	Common major mode based on the standard major scale with a lowered 7 th .
	Dorian	Common minor mode based on the standard major scale with a lowered 3 rd , 5th and 7 th scale degree.
Chord building	Diminished Triads Ex. d or D°	Root, 3 rd , 5 th in key of root with lowered 3 rd and 5 th . Ex. - D, F, Ab
	Augmented Triads Ex. D+	Root, 3 rd , 5 th in key of root with raised 5 th . Ex. - D, F#, A#s
	Half diminished 7 chord Ex. – d \flat 7	Diminished triad with a lowered 7 on top. Ex. D, F, Ab, C
	Diminished 7 chord Ex. – d $^{\circ}$ 7	Diminished triad with a twice lowered 7 on top. Ex. D, F, Ab, Cb